












FUGOFLEX 0-4 FUGOFLEX 1-8

FLEXIBLE WATERPROOF AND BACTERIOSTATIC CEMENT GROUT WITH IMPROVED ADHESION AND WATER-REPELLENT PROPERTIES FOR GROUTING TILES

GRANTS *LEED* CREDITS

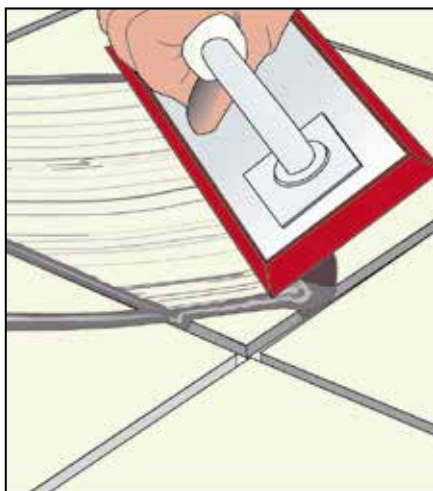
CHARACTERISTICS	ENVIRONMENTAL		METHOD OF USE		PRECAUTIONS
 WATERPROOFING	 ECO GREEN	 RECYCLABLE	 MIX MECHANICALLY	 APPLY BY RUBBER SPATULA	 STORAGE: IN A DRY PLACE



-  **WATERPROOF**
-  **BACTERIOSTATIC**
-  **ALUPACK PACKAGING**

PROBLEM

GROUTING EXTERIOR JOINTS




SOLUTION

FUGOFLEX is a special one-component powder filler containing cement, selected aggregates, synthetic powder resins and special additives which improve its workability, adhesion, watertightness and flexibility.

The formulation of **FUGOFLEX**, thanks to its highly sanitizing action, helps to prevent the growth of bacteria, fungi and mould which can cause stains and deterioration of the grout.

FUGOFLEX 0-4 has a very fine particle size which allows joints of 1 to 4 mm to be filled.

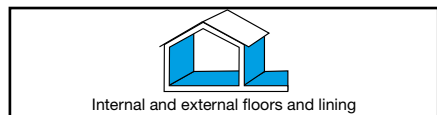
FUGOFLEX 1-8 has a particle size which allows joints of 1 to 8 mm to be filled.



APPLICATION FIELDS

FUGOFLEX is used for joints of 1 to 8 mm for **interior and exterior use, on floor and wall tiles.**

It creates joints with high resistance and good waterproofing properties.



ADVANTAGES

- **FUGOFLEX** offers you optimal adhesion on various types of support.
- Optimal resistance to humidity, oils and solvents thanks to its excellent waterproof properties.
- Sanitizing: preventing the growth of bacteria, fungi and molds.
- It has controlled shrinkage to avoid cracking.
- Long-Life Alupack packaging.

METHOD OF USE

Slightly dampen the joints between the tiles before spreading **FUGOFLEX**, but without creating any stagnant water.

• MIX PREPARATION

Mix **FUGOFLEX** with clean water (see table), slowly pouring the powder until a smooth and creamy paste is obtained.

For this purpose it is recommended to use a low speed mechanical stirrer.

It is essential that the paste thus obtained does not contain lumps and has a perfect colour homogeneity.

• APPLICATION

Spread the mix in the joints, pressing it with a hard rubber spatula (1) and making sure to fill-in all the cavities in the joint. Subsequently, using the same spatula (suitably inclined), remove the excess sealant.

When the paste starts to become opaque, you can begin cleaning, using a rotating machine with abrasive felt pads, e.g. Scotch Brite, or simply a damp abrasive sponge (2). Be very careful to select the right time for the cleaning operation: do not do it too soon, while the mix is still fresh, or on the contrary, too late, when the mix has hardened.

The traces of sealant left on the tile surface can be easily removed the next day with a dry and soft cloth.

If cleaning is difficult, use **EXTRACLEAN**, the acid cleaner for ceramic tiles, at least 10 days after you have laid **FUGOFLEX**.

• PRECAUTIONS

- Too much water in the mix can alter the characteristics of the products, such as mechanical resistance and shrinkage, and can cause whitish bloom of insoluble calcium carbonate.
- The mix should never be fluid.
- You can also make small mixes by hand, but take into account that the different amounts of water between a mix and the other can give rise to different colour shades of the joints.
- Do not apply **FUGOFLEX** at temperatures below +5°C.
- Clean the tools with water straight after use.
- Protect Tuscan terracotta with a film of wax before grouting.

- For tiles with polished surfaces or microporous enamels (such as light coloured polished porcelain stoneware or natural stone), do a preliminary test on a small portion to check whether it is cleanable.
- For very absorbent tiles it is best to dampen before grouting.
- Store in a dry place.



CONSUMPTION

The consumption calculations are indicative just for some tile sizes. The exact formula for calculating the consumption for any size is given here at the side.

$$\frac{(A + B)}{(A \times B)} \times C \times D \times 1,6 = \text{coverage (kg/m}^2\text{)}$$

- A = Length of tile (mm)
- B = Width of tile (mm)
- C = Thickness of tile (mm)
- D = Width of grout (mm)































in kg/m² per 1 mm of grout

TILE SIZE (cm)	COVERAGE (kg/m ²)
2x2 (*)	0,64
5x5 (*)	0,26
10x10	0,32
10x20	0,24
12x24	0,20
15x15	0,21
20x20	0,16
20x30	0,13
30x30	0,10
40x40	0,08
50x50	0,07

Approx coverage for ceramic tiles that is 1 cm thickness
(*) Thickness of ceramic tiles: 4 mm



AVAILABLE COLOR'S TABLE

00	WHITE		FUGOFLEX 1-8	FUGOFLEX 0-4
29	LIGHT GREY		FUGOFLEX 1-8	FUGOFLEX 0-4
31	SILVER		FUGOFLEX 1-8	
01	MANHATTAN		FUGOFLEX 1-8	FUGOFLEX 0-4
02	ICE		FUGOFLEX 1-8	
32	GREY		FUGOFLEX 1-8	
03	ASH		FUGOFLEX 1-8	FUGOFLEX 0-4
04	ANTHRACITE		FUGOFLEX 1-8	
33	GRAPHITE		FUGOFLEX 1-8	
30	BLACK		FUGOFLEX 1-8	
24	PERGAMON		FUGOFLEX 1-8	
06	JASMIN		FUGOFLEX 1-8	
07	ANEMONE		FUGOFLEX 1-8	
08	BEIGE		FUGOFLEX 1-8	FUGOFLEX 0-4
34	CREAM		FUGOFLEX 1-8	
16	CARMEL		FUGOFLEX 1-8	
35	SILK		FUGOFLEX 1-8	
36	DOVE GREY		FUGOFLEX 1-8	
37	LIGHT SAND		FUGOFLEX 1-8	
09	SAND		FUGOFLEX 1-8	
38	VOLCANIC SAND		FUGOFLEX 1-8	
39	CLAY		FUGOFLEX 1-8	
40	HAZELNUT		FUGOFLEX 1-8	
41	MOKA		FUGOFLEX 1-8	
10	BROWN		FUGOFLEX 1-8	
11	TERRACOTTA		FUGOFLEX 1-8	
14	AMARANTH		FUGOFLEX 1-8	
15	RUBY		FUGOFLEX 1-8	
12	DARK BROWN		FUGOFLEX 1-8	
42	CHOCOLATE		FUGOFLEX 1-8	

The above mentioned products reproduce indicative colours.

TECHNICAL CHARACTERISTICS

	Standard	FUGOFLEX 0-4	FUGOFLEX 1-8
Appearance		Polvere	Polvere
Colour		5 available colours - see table	30 available colours - see table
Apparent density	EN 1015-6	-	-
Water mix ratio		33% ± 1%	26% ± 1%
Shelf life in original packaging (dry stored)		24 months	24 months
Mix characteristics and workability			
Density of mix		1.90 ± 0.10 kg/L	1.90 ± 0.10 kg/L
Application temperature		+5°C ÷ +35°C	+5°C ÷ +35°C
Pot life (*)		approx 2 hours	approx 2 hours
Waiting time - for grouting joints after laying on floor with glue (*)		24 hours	24 hours
Waiting time - for grouting joints after laying on floor with mortar (*)		10 days	10 days
Waiting time - for grouting joints after laying on wall with glue (*)		5-6 hours	5-6 hours
Waiting time - for grouting joints after laying on wall with mortar (*)		3 days	3 days
Waiting time - before foot traffic use (initial hardening) (*)		24 hours	24 hours
Waiting time - final hardening (*)		14 days	14 days
Minimum application thickness		1 mm	1 mm
Maximum application thickness		4 mm	8 mm
Performance characteristics			
	Standard	Product performance	Product performance
Class and type	EN 13888	CG2AW	CG2AW
Compression strength - after 28 days	EN 12808-3	≥15 N/mm ²	≥15 N/mm ²
Compression strength - after thaw-frost cycles	EN 12808-3	≥15 N/mm ²	≥15 N/mm ²
Bending strength - after 28 days	EN 12808-3	≥2.5 N/mm ²	≥2.5 N/mm ²
Bending strength - after thaw-frost cycles	EN 12808-3	≥2.5 N/mm ²	≥2.5 N/mm ²
Resistance to abrasion	EN 12808-2	≤1 000 mm ³	≤1 000 mm ³
Linear shrinkage	EN 12808-4	-	1.8 mm/m
Reduced water absorption - after 30 minutes	EN 12808-5	-	0.3 g
Reduced water absorption - after 240 minutes	EN 12808-5	-	0.8 g
Flexibility		Good	Good
Resistance to bacterial growth S% (survival)		0%	0%
Mold colonization degree C% (growth)		no visible growth	no visible growth
Thermal resistance - Operating temperature		-30°C ÷ +80°C	-30°C ÷ +80°C

Test conditions: temperature 23±2°C, 50±5% U.R. and speed in the air in the testing area <0,2 m/s. **These data may change depending on specific site conditions: temperature, ventilation, moisture and substrate absorbency.**

(*) The times indicated will be longer or shorter as the temperature drops or rises.

According to the european norm **EN 13888** - General principles for the use of products and systems.

the numerous possible uses and the possible interference of conditions or elements beyond our control, we assume no responsibility regarding the results which are obtained. The purchasers, of their own accord and under their own responsibility, must establish the suitability of the product for the envisaged use.

The figures shown are average indicative figures relevant to current production and may be changed or updated by INDEX at any time without previous warning. The advice and technical information provided, is what results from our best knowledge regarding the properties and the use of the product. Considering

PACKAGING

FUGOFLEX 0-4

5-kg Bag in boxes of 4 bags

FUGOFLEX 1-8

5-kg Bag in boxes of 4 bags

• FOR ANY FURTHER INFORMATION OR ADVICE ON PARTICULAR APPLICATIONS, CONTACT OUR TECHNICAL OFFICE • IN ORDER TO CORRECTLY USE OUR PRODUCTS, REFER TO INDEX TECHNICAL SPECIFICATIONS •

 Construction Systems and Products Via G. Rossini, 22 - 37060 Castel D'Azzano (VR) - Italy - C.P.67 T. +39 045 8546201 - F. +39 045 518390	Internet: www.index-spa.com Informazioni Tecniche Commerciali tecom@indexspa.it Amministrazione e Segreteria index@indexspa.it Index Export Dept. index.export@indexspa.it		 UNI EN ISO 9001	 UNI EN ISO 14001		
---	---	---	---	---	---	---