



# WETBOND RAPID

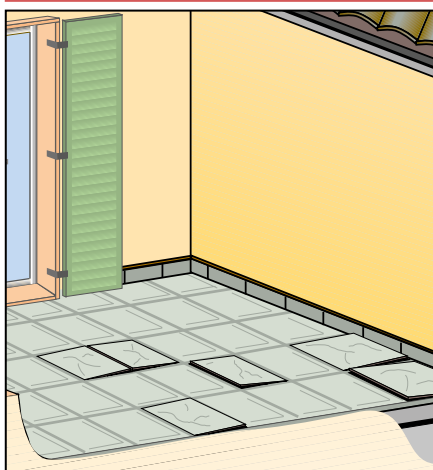
QUICK-SETTING, SELF-WETTING SPECIAL ADHESIVE  
FOR THE FULL-SPREAD APPLICATION OF CERAMIC TILES  
AND NATURAL STONE, ON INTERIOR AND EXTERIOR FLOORS  
ALSO WHEN OVERLAYING EXISTING TILES

GRANTS *LEED* CREDITS

CHARACTERISTICS	ENVIRONMENTAL	METHOD OF USE		PRECAUTIONS
ONE-COMPONENT	ECO GREEN	RECYCLABLE	MIX MECHANICALLY	STORAGE: IN A DRY PLACE
			APPLY BY TOOTHED SPATULA	

## PROBLEM


**FULL CASTING BED  
WITH NO NEED OF DOUBLE  
SPREADING**



## SOLUTION

**WETBOND RAPID** is a pre-mixed powder adhesive containing cement, selected quartz sands, powdered resins and special additives which improve the workability and adhesion of the product.

**WETBOND RAPID**, mixed with water, it becomes a semi-fluid paste easy to apply by spreading it with a spatula, makes it possible to completely coat the reverse side of the tile, with just a slight pressure of the hand.



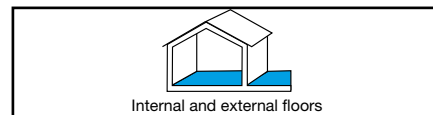
## ADVANTAGES

- High workability.
- Highly adhesive on the most common supports.
- The guarantee of coating 100% of the reverse side of the tile ensures full bonding without air pockets.
- Ideal for areas with intense traffic.

## APPLICATION FIELDS

**WETBOND RAPID** is used for bonding ceramic tiles and natural stones tiles to medium and large sizes **on interior and exterior floors**. It can be used as a smoothing product on uneven substrates with a difference in planarity from 3 to 20 mm. In particular it is used for:

- Rapid full bonding of large porcelainized gres tiles on floors with intense traffic, where the floor must be accessible immediately, such as factories, pubs, bars and restaurants, offices, shops, cold stores, swimming pools, etc.
- For laying on any type of cement-based floors, be they **new, existent or heated**.
- Rapid replacement of tiles where it is necessary to fill in depressions in the substrate.



## METHOD OF USE

### • SURFACE PREPARATION

**WETBOND RAPID** can be applied on all traditional supports as long as they are flat, solid and free from loose parts, grease, oils and dirt in general. Plaster of Paris or calcium sulphate screeds must be previously treated with ISOLFIX G.

### • MIX PREPARATION

**WETBOND RAPID** is prepared by mixing the product with right quantity clean water (see table). Pour the powder product into the water and mix with a drill on low speed until a uniform paste is obtained with no lumps (1). Leave the paste to rest for 3 minutes and mix again. The mix stays in workable condition for about 1 hour depending on weather conditions.

### • APPLICATION

**WETBOND RAPID** should normally be applied with a semicircular toothed spatula (2). The tiles should be applied using a pressure which is sufficient to guarantee the total

contact of the adhesive, bearing in mind the pot life of the product and therefore before it forms the surface "skin". Add 20% clean sand with a suitable grain size when using the product for smoothing thicknesses up to 20 mm. Ceramic tiles may be subsequently laid as soon as the surface can be walked on.

### • CONSUMPTION

As an adhesive, 4-5 kg/m<sup>2</sup> depending on the planarity of the support, the type of tile and the tooth of the spatula.

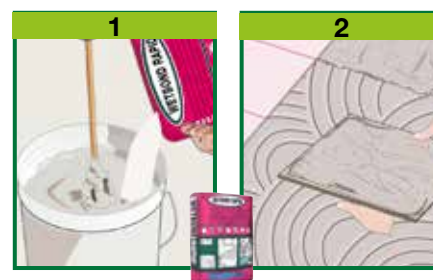
As a smoothing, 1.7 kg/m<sup>2</sup>×mm.

### • PRECAUTIONS

- Don't use on surfaces made of metal, rubber, vinyl floors, wood, linoleum or PVC.
- In case of marble or composite stones particularly sensitive to water, we suggest you to consult our technical office.
- If the back of the tiles are very dusty, it is recommended to clean them by dipping them quickly in water.

- In adverse weather conditions (high temperatures, wind) the normal open time may be shorter. Therefore you must make sure the adhesive has not formed a "skin" before laying the tile, which would compromise adhesion. If a "skin" has formed on the surface, simply refresh the adhesive by crossing again with the toothed trowel without wetting.

(See following)



# TECHNICAL CHARACTERISTICS

		WETBOND RAPID	
	Standard		
Appearance		Powder	
Colour		Grey	
Apparent density	EN 1015-6	1.30 ± 0.05 kg/L	
Water ratio		24% ± 1%	
Shelf life in original packaging (dry stored)		12 months	
<b>Mix characteristics and workability</b>			
Density of mix		1.80 ± 0.05 kg/L	
Mix pH		12-14	
Pot life (*)		approx 1 hour	
Application temperature		+5°C ÷ +35°C	
Open time (*)		20 minutes	
Adjustability time (*)		30 minutes	
Waiting time - before foot traffic use (*)		6 hours	
Waiting time - before grouting (*)		6 hours	
Performance characteristics	Standard	Minimum requirement	Product performance
<b>Class and type</b>	EN 12004		<b>C2F</b>
<b>Adhesion strength</b>	EN 1348 P8.2	≥1.00 N/mm <sup>2</sup>	2.00 N/mm <sup>2</sup>
<b>Early tensile adhesion strength</b>	EN 1348 P8.2	≥1.00 N/mm <sup>2</sup>	0.60 N/mm <sup>2</sup>
<b>Adhesion strength - after immersion in water</b>	EN 1348 P8.3	≥1.00 N/mm <sup>2</sup>	1.50 N/mm <sup>2</sup>
<b>Adhesion strength - after heat</b>	EN 1348 P8.4	≥1.00 N/mm <sup>2</sup>	1.80 N/mm <sup>2</sup>
<b>Adhesion strength - after thaw-frost cycles</b>	EN 1348 P8.5	≥0.50 N/mm <sup>2</sup>	1.40 N/mm <sup>2</sup>
<b>Open time: adhesion strength - after 10'</b>	EN 1346	≤0.5 mm	0.8 N/mm <sup>2</sup>
Wettability	EN 1347		97 ± 3%
Thermal resistance - Operating temperature			-30°C ÷ +90°C
<b>Fire reaction</b>	EN 13501-1		E CWFT P4.4.3
<b>Hazardous substances</b>	EN 12004		in accordance to ZA.1 note

Test conditions: temperature 23±2°C, 50±5% R.H. and air velocity in test area <0.2 m/s. **These data may change depending on specific site conditions: temperature, ventilation, moisture and substrate absorbency.** (\*) The times indicated will be longer or shorter as the temperature drops or rises.

(\*) The times indicated will be longer or shorter as the temperature drops or rises.

Pursuant to European standard EN 12004:2007+A1:2012 - General principles for the use of products and systems.

(See previous)

- In high temperatures wetting the foundation helps to increase the open time.
- Never use with temperatures below +5°C and high than +35°C. Protect tiles from rain, frost and high temperature for 24 hours at least.
- In hot weather avoid laying the adhesive on large surface areas.
- Glue uniformly.
- Damp surfaces can slow the setting of the product.
- When overlaying, the surfaces must be washed well with water and caustic soda (9:1).
- Clean the tools with water and the covered surfaces with a damp cloth immediately after use.
- Do not expose the material to direct sunlight in hot weather.
- Store the original closed packaging in a dry place.

## PACKAGING

25-kg Sacks

• FOR ANY FURTHER INFORMATION OR ADVICE ON PARTICULAR APPLICATIONS, CONTACT OUR TECHNICAL OFFICE • IN ORDER TO CORRECTLY USE OUR PRODUCTS, REFER TO INDEX TECHNICAL SPECIFICATIONS •

 <b>Construction Systems and Products</b> Via G. Rossini, 22 - 37060 Castel D'Azzano (VR) - Italy - C.P.67 T. +39 045 8546201 - F. +39 045 518390	Internet: <a href="http://www.index-spa.com">www.index-spa.com</a> Informazioni Tecniche Commerciali <a href="mailto:tecom@indexspa.it">tecom@indexspa.it</a> Amministrazione e Segreteria <a href="mailto:index@indexspa.it">index@indexspa.it</a> Index Export Dept. <a href="mailto:index.export@indexspa.it">index.export@indexspa.it</a>		 UNI EN ISO 9001	 UNI EN ISO 14001	 socio del GBC Italia	
	© INDEX					

the numerous possible uses and the possible interference of conditions or elements beyond our control, we assume no responsibility regarding the results which are obtained. The purchasers, of their own accord and under their own responsibility, must establish the suitability of the product for the envisaged use.

The figures shown are average indicative figures relevant to current production and may be changed or updated by INDEX at any time without previous warning. The advice and technical information provided, is what results from our best knowledge regarding the properties and the use of the product. Considering