



Marking
CE
Reference standard:
EN14891

GEOFLEX

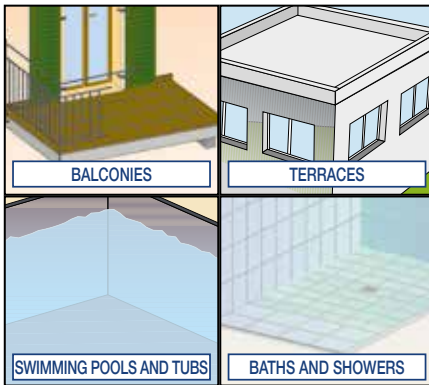
ONE-COMPONENT, FLEXIBLE, GEOPOLYMER WATERPROOFING, FOR NEW WATERPROOFING AND REPAIRS, EVEN ON TOP OF EXISTING LAYERS

GRANTS *LEED* CREDITS

CHARACTERISTICS		ENVIRONMENTAL	METHOD OF USE		PRECAUTIONS
ONE-COMPONENT	WATERPROOF	ECO GREEN	MIX MECHANICALLY	APPLY BY INOX SPATULA	STORAGE IN A DRY PLACE


PROBLEM

WATERPROOFING, EVEN ON TOP OF EXISTING LAYERS:



SOLUTION

GEOFLEX is a pre-mixed powder based on special hydraulic binders and synthetic resins which, when mixed with clean water, provides a spreadable mortar with high adhesion to all of the most common building supports.



APPLICATION FIELDS

GEOFLEX can be used for waterproofing under tiles on terraces, balconies, swimming pools, tubs and baths.

GEOFLEX can also waterproof interior and exterior floors and walls, also on top of existing ceramic surfaces.

GEOFLEX can be covered with ceramics glued with class C2 adhesives or with suitable exterior grade paints and varnishes.

ADVANTAGES

- High adhesion.
- Highly water repellent.
- Highly compatible with many applications and coatings.
- Easy application.
- Ecological and fully recyclable.

METHOD OF USE

• SUBSTRATE PREPARATION

Existing concrete or mortar surfaces must be cleaned thoroughly to remove dust, grease, surfacing salts, algae and dirt in general. For crumbling or gypsum or anhydrite surfaces, treat first with PRIMER FIX (1). Self adhesive sealing tape COVERBAND ADHESIVE to be applied on any edge and sectioning joint (2).

• MIX PREPARATION

GEOFLEX is prepared by mixing the product with right quantity clean water (see table). Pour the powder product into the water and mix with a drill on low speed until a uniform paste is obtained with no lumps. Do not mix


for too long so as not to let air into the mix.

• APPLICATION

Spread **GEOFLEX** with a stainless steel float or squeegee onto the clean surface until the desired thickness of max 3 mm is obtained with two coats (3). For good waterproofing quality, the product must be applied in a single coat until the minimum recommended thickness of 2 mm is obtained. Avoid thicknesses of over 3 mm, to limit the drying times and so as not to make the waterproofing layer too rigid. For surface areas over 10 m² it is recommended to apply a fibreglass reinforcement net with mesh size 4x4 mm such as RETINVETRO PER

RASANTI onto the first coat of **GEOFLEX**.

(See following)



TECHNICAL CHARACTERISTICS

	Standard	GEOFLEX
Appearance		Powder
Colour		Beige
Apparent volume mass	EN 1015-6	1.02 ± 0.03 kg/L
Water ratio		19% ± 1%
Storage in original packaging in a dry place		12 months
Mix properties and workability		
Volume mass of the mix		1.50 ± 0.05 kg/L
Durata impasto lavorabile (*)		approx 45 minutes
Minimum application thickness		2 mm
Maximum application thickness		3 mm (in two coats)
Adhesive class for application of ceramic		C2, according EN 12004:2007+A1:2012
Waiting time - for applying each coat over the previous one (*)		minimum 6 hours
Waiting time - for overpainting with ceramic or paints (*)		approx 24 hours
Waiting time - per la messa in servizio (*)		7 days 14 days (permanent water)
Temperature application		+5°C ÷ +35°C
Application		manual
Performance characteristics		
	Standard	Product performance
Class and type	EN 14891	CM O1P
Initial adhesion strength - after 28 days	EN 14891	≥2.00 N/mm ²
Adhesion strength - after chlorate water dipping	EN 14891	≥0.80 N/mm ²
Adhesion strength - after heat	EN 14891	≥2.00 N/mm ²
Capillary absorption and water permeability	EN 7783	5 m < Sd < 10 m - class II
CO₂ permeability	EN 1062-6	Sd >50 m
Watertightness	EN 14891	no penetration
Crack bridging	EN 1062-7	>0.75 mm – class A3
Crack bridging ability a -5°C	EN 14891	>0.75 mm
Thermal resistance - Working temperature		-30°C ÷ +90°C
Fire reaction	EN 13501-1	E
Hazardous substances	EN 14891	According note in ZA.1

Test conditions: temperature 23±2°C, 50±5% R.H. and air velocity in test area <0.2 m/s. The data shown may vary depending on the specific work site conditions: temperature, humidity, ventilation, absorbency of the base coat. (*) The stated times are longer or shorter as the temperature decreases or increases. In accordance with the general principles defined in EN 14891 - Principles for evaluation of the use of products and systems.

(See previous)

The second coat will cover the reinforcement net.

• CONSUMPTION

Approximately 1.1 kg/m² x mm.

Average recommended yield 2.2 kg/m² x 2 mm.

• PRECAUTIONS

- Avoid application in strong sunlight and at high temperatures.
- Do not use on metal or rubber surfaces or on vinyl, wood, linoleum or PVC floors.
- Do not apply at temperatures below +5°C.
- Store the product in cool, dry conditions in the original closed containers.
- Do not add cement or aggregates to the mix.
- Do not apply with thicknesses of over 2 mm.

- Do not prepare the mix manually.
- For waterproofing systems with negative thrust use OSMOSEAL.
- Protect from rain while the product is setting.
- Clean the tools with water immediately after use.

PACKAGING

15-kg-Sack

• FOR ANY FURTHER INFORMATION OR ADVICE ON PARTICULAR APPLICATIONS, CONTACT OUR TECHNICAL OFFICE • IN ORDER TO CORRECTLY USE OUR PRODUCTS, REFER TO INDEX TECHNICAL SPECIFICATIONS •

<p style="text-align: center;">index Construction Systems and Products</p> <p style="text-align: center;">Via G. Rossini, 22 - 37060 Castel D'Azzano (VR) - Italy - C.P.67 T. +39 045 8546201 - F. +39 045 518390</p>	<p>Internet: www.index-spa.com Informazioni Tecniche Commerciali tecom@indexspa.it Amministrazione e Segreteria index@indexspa.it Index Export Dept. index.export@indexspa.it</p>		<p style="text-align: center;">UNI EN ISO 9001</p>	<p style="text-align: center;">UNI EN ISO 14001</p>	<p style="text-align: center;">index "GBC Italia" Associated</p>	
--	--	--	---	--	---	--